



Národní monitorovací
středisko pro drogy
a závislosti

Opioid multi-indicator analysis - Czech Republic

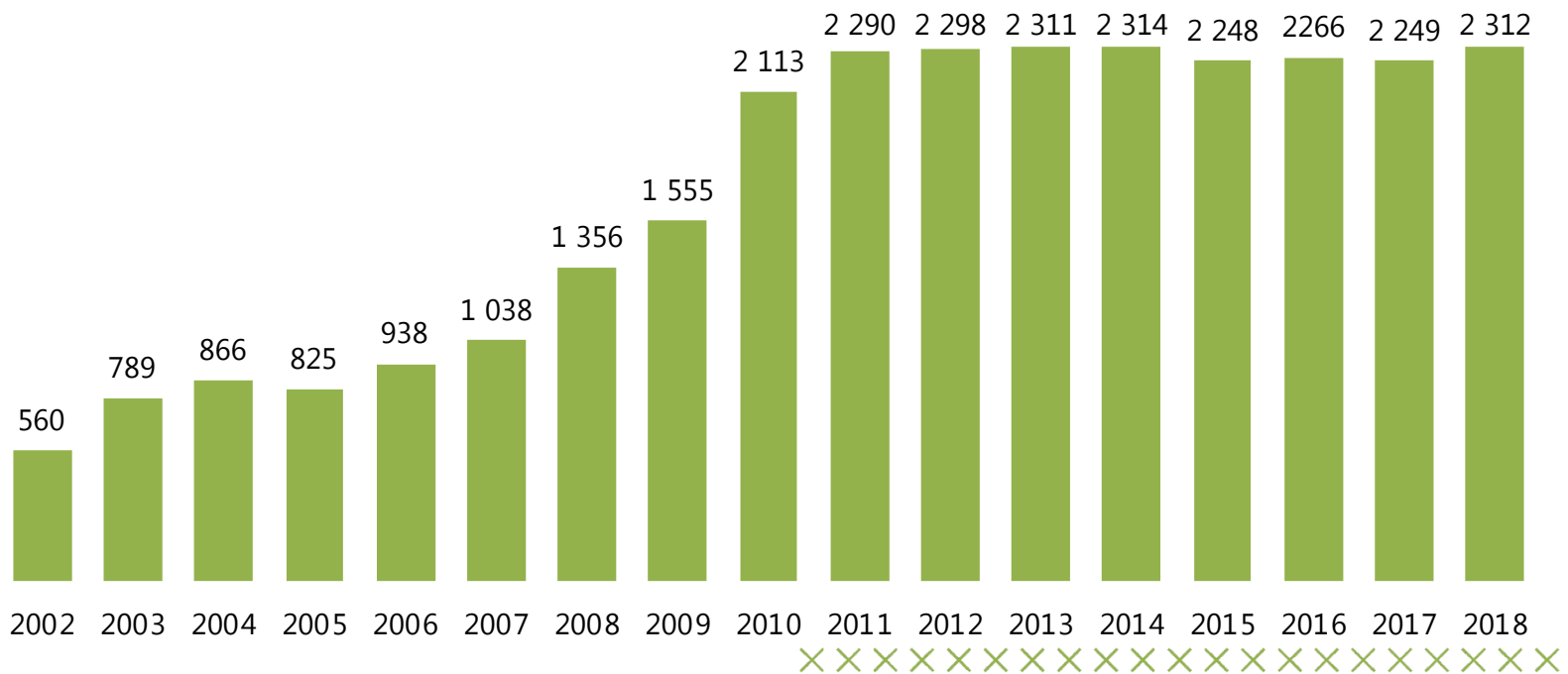
Viktor Mravčík

> HRDU estimates

> Revision of HRDU estimates in the last 10 years

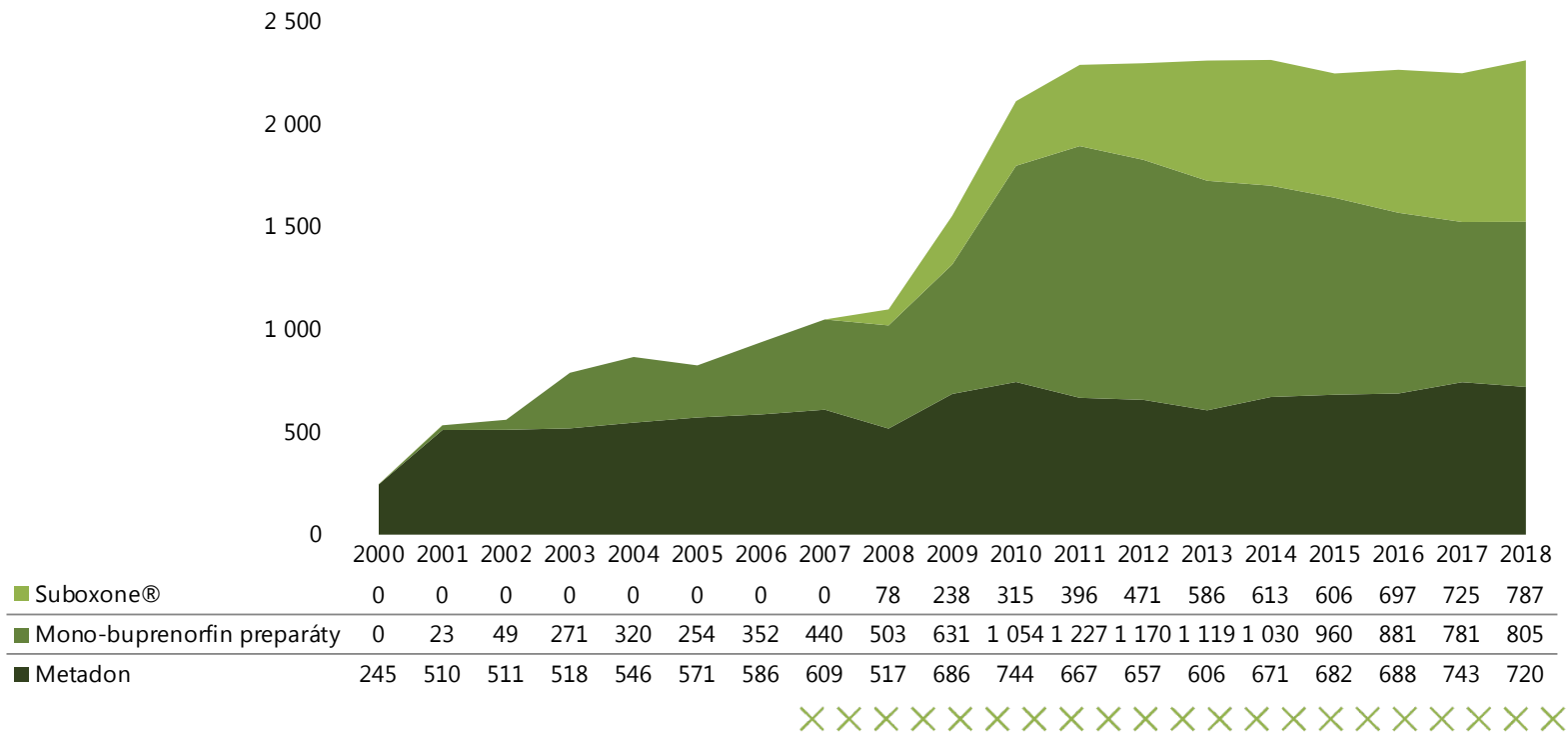
Rok	Total PDU	HROUs				HR Pervitin (meth) users	IDUs
	Number	heroin	bupr.	other opioids*	Total	Number	Number
2009	33 600	6 000	3 600	–	9 600	24 100	31 500
2010	35 000	4 900	3 500	–	8 400	26 600	33 100
2011	36 200	3 900	3 400	–	7 300	28 900	34 600
2012	36 000	3 300	4 500	–	7 900	28 100	33 300
2013	40 000	2 700	5 200	–	7 900	32 000	38 700
2014	41 900	3 100	5 200	–	8 300	33 600	36 200
2015	42 200	3 300	5 200	1 000	9 500	32 700	38 500
2016	40 800	2 500	5 200	1 500	9 200	31 600	37 000
2017	41 700	2 800	4 900	1 900	9 600	32 100	37 700
2018	43 700	3 400	5 200	1 700	10 200	33 500	39 500

- > Approx. 2300 annually registered in OST
- > However additional up to 2,5 thousand estimated not registered

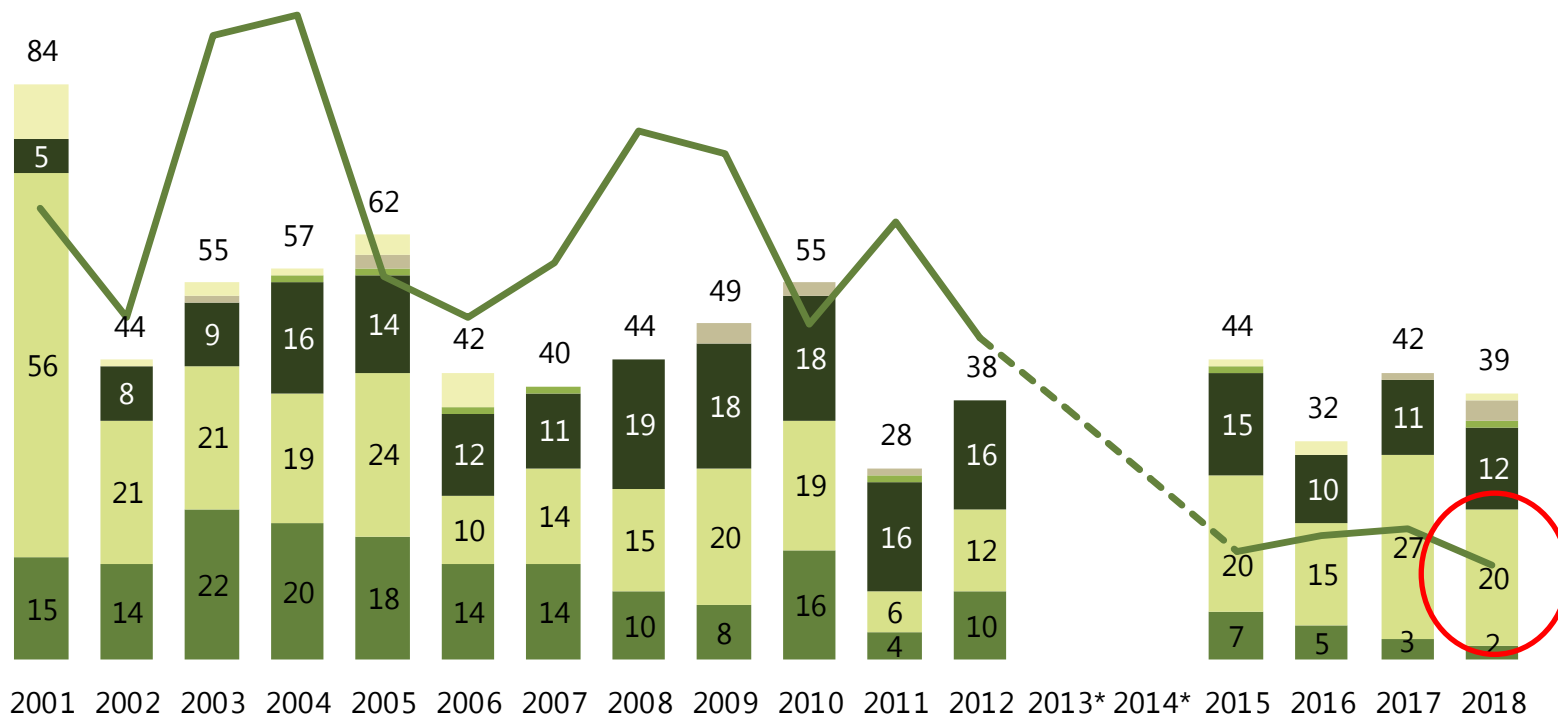


> OST - substances

- > Approx. 700 on methadone
- > The rest – estimated up to 5000 on buprenorphine



➤ Fatal drug overdoses – special register



Těkavé látky
 Kokain
 Benzodiazepiny

Opioidy
 Syntetické (taneční) drogy

Amfetaminy (pervitin)
 Blíže neurčeno

XXXXXXXXXXXXXXXXXXXXXXXXXXXXXXXXXXXXXXXXXXXXXXXXXXXXXXXXXXXXXXXXXXXXXXXXXXXX

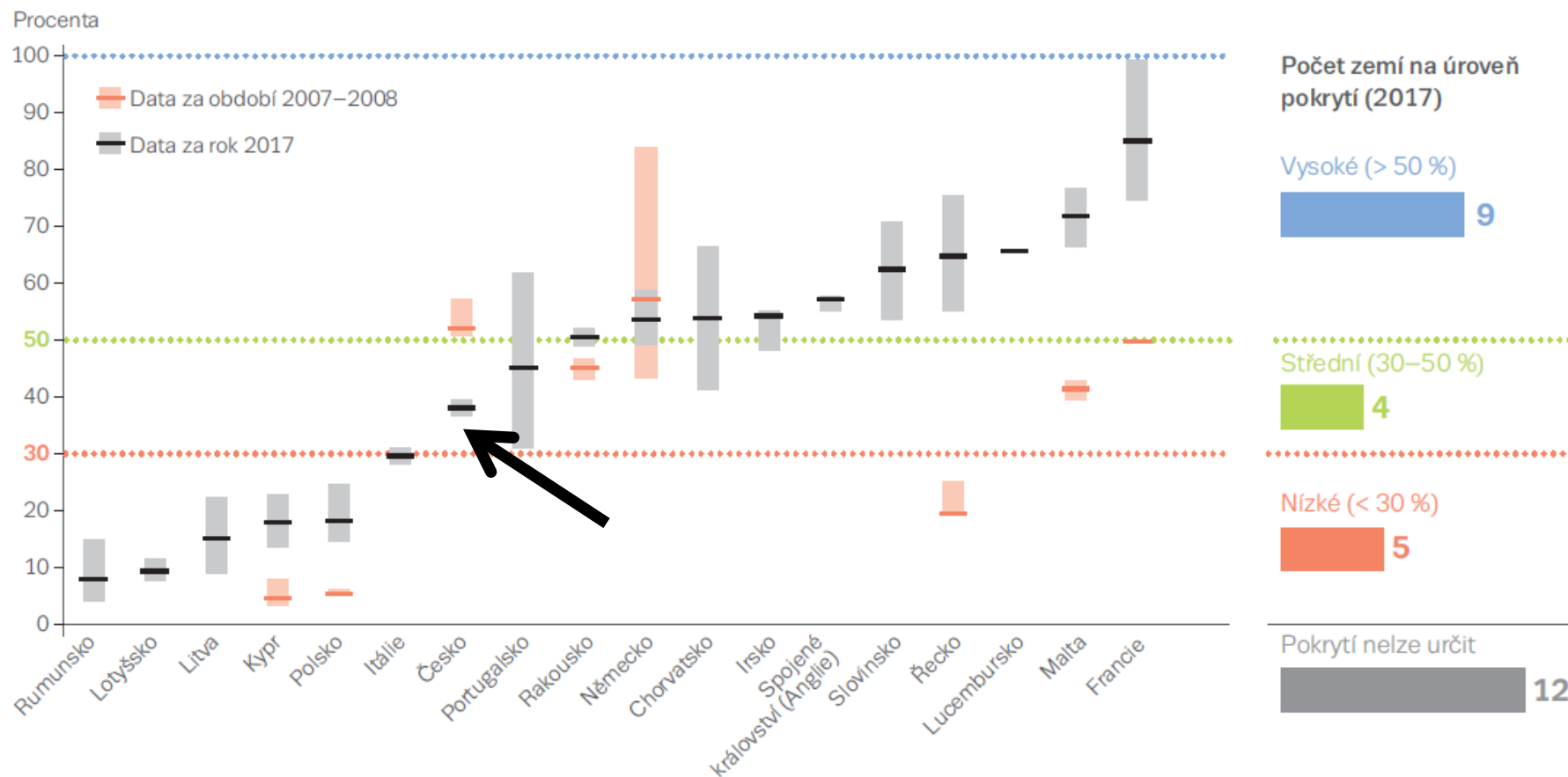


Fatal drug overdoses – general register

Rok	Opioidy	Konopné látky	Kokain	Ostatní stimulantia (pervitin)	Halucinogeny	Drogy blíže neurčené	Celkem nelegální drogy*	Těkavé látky	Celkem nelegální drogy a těkavé látky
2009	20	1	0	2	0	10	33	10	43
2010	13	0	0	8	0	8	29	13	42
2011	12	0	1	3	1	5	22	5	27
2012	17	0	0	7	0	8	32	13	45
2013	17	3	0	10	0	9	39	8	47
2014	14	0	0	10	0	11	35	13	48
2015	27	0	0	16	0	10	53	4	57
2016	20	0	1	6	0	14	41	7	48
2017	36	0	1	9	0	12	58	6	64
2018	31	2	1	15	0	10	59	5	64

> OST coverage

Pokrytí substituční léčbou závislosti na opioidech (procento odhadovaného počtu vysoce rizikových uživatelů opioidů, na něž je intervence zaměřena) v roce 2017 nebo v posledním roce a v letech 2007–2008



Pozn.: Data uvedená jako bodové odhady a intervaly spolehlivosti.

> Multi-indicator model

> Alternative computation (2018 data)

Czech Republic	Mortality risk - estimated	Expected deaths	Reported deaths "with opioids"
5,000 in OST	1.4/1000	7	
5,200 not in OST (assuming all are on buprenorphine, which is reasonable assumption), both injectors and non-injectors	4.6/1000*	24	
Total: 10,200		31	20-31

*Sordo et al (2017): <https://www.ncbi.nlm.nih.gov/pubmed/28446428>



> Multi-indicator model

- > National data:
 - > Number of users: 2018 data
 - > Mortality of HROUs: database linkage study, hospitalised HROU in 1997-2007: 7.1/1000, proportion of overdoses 30-50 %

Czech Republic	Mortality risk - estimated	Expected deaths	Reported deaths "with opioids"
5,000 in OST	1.4/1000	7	
5,200 not in OST	2.1-3.6/1000*	11-19	
Total: 10,200		18-26	20-31





Národní monitorovací
středisko pro drogy
a závislosti

Thank you

mravcik.viktor@vlada.cz

www.drogy-info.cz

rvkpp.vlada.cz

www.vlada.cz

